



Pixelated News

President-	Nancy Jacobek (njacobek@aol.com)
Treasurer-	Henry Hart
Competitions-	Judy Ruffatti
Newsletter-	Bob Benson
CACCA Rep	Nancy Jacobek & Dennis Arendt

December 2004

Remaining Season

Mark your calendars for the rest of the season:

January 4	February 15
March 15	April 19
May 17	

December 21st Meeting

B&W Printing with Inkjets Printers

by Jerry Hug and Art Schaeffer

Jerry's program was outlined in the previous newsletter. If you have any questions about how to get quality monochrome prints from your inkjet printer, do not miss this meeting. Jerry suggests for those members who want to compare the output of their home printers to bring along samples of their B&W prints.

January 4 Meeting

Please note the special night! This is competition night. Bring your panoramas! Remember, the panorama print does not have to be on a regulation board, just as long as it fits into the viewing box (24 inches). (If you want the image to qualify for other CACCA sponsored contests, mount them on the standard 11x14 or 16x20 boards.) We will score these, and pick the Best of Show. Two entries per person are allowed.

Other Resources Available to Club Members

Just a reminder that the club has a web site for more links, info, and the newsletters. Just click on <http://www.imagination.com/picc/>

We have many video tapes and CDs for rent (free) on various Photoshop Subjects. (See the web site for a listing.) Mounting boards are also available for purchase. Please contact me (benson.bob@comcast.net) if you are interested in renting a video for one month, or purchasing boards.

Free Scripts for Photoshop Automation

Russell Brown is a Photoshop Evangelist, and he has developed some wonderful Java scripts for automating tasks in Photoshop CS only. He also has very thorough QuickTime videos for instructions on using these, but if you don't have high speed internet service, be prepared for long downloads. His scripts allow you to process an entire folder of images automatically (Image Processor 2.2). (This is different than what is accomplished using automate in the File Browser.) Other scripts are available for download, including a unique texture altering process. See more at: http://www.russellbrown.com/tips_tech.html

How to Make Snow

No, I do not own a snow maker. I have had several requests to explain the technique that I used to make snow in a short presentation that I did at the Chicago chapter of the PSA, so here is how to make photorealistic snow:

- Add a new layer.
- Fill with black.
- Change the layer's blending mode from Normal to Screen.
- Filter> Noise> Add Noise, perhaps 20%, Gaussian, Monochromatic.
- Filter> Pixelate> Crystallize, Cell Size: 3.
- Filter> Sharpen> Unsharp Mask, sharpen until the "flakes" have distinct edges.
- Image> Adjustments> Levels. Drag the middle slider to the left about half way, then drag the left slider to the right to adjust the amount of snow.
- [Optional] A several-pixel Motion Blur can add a "slow shutter" effect.
- [Optional] Repeat the above steps, but vary the numbers for different effects. (Less noise and adjustments for less snow, for instance, or larger cell size in crystallize to achieve larger snow. Since they are layers, you can mask out some of the effect.



Photoshop Instruction Available

CompuMaster is offering more two day classes in the area (Oak Brook February 24 and March 23 at \$500 per person. www.compumaster.net)
A less expensive alternative is at Oakton taught by John Petrosious, starting the week of January 17, 2005. The course will be ART 217 Advanced Photoshop, and will meet Sundays, 9:30am to 2pm.

Understanding Unsharp Mask

For a good basic understanding of how to use Unsharp Mask, go to :
<http://www.naturescapes.net/122004/tg1204.htm>

Also, the October issue of *Outdoor Photographer* had a very good article on this subject.

Best Image Resolution for Digital Slides

For best display at Pixel's competitions (or most slide show presentations), size your final digital image to 96 dpi. (Supposedly, PowerPoint converts images more properly from 96 dpi.) Then use the pixel dimensions of 1024x768 (for horizontals) to match the maximum display output of most digital projectors. Also, use sRGB for the color space, since this is preferred for web, and will usually give the best color reproduction in this case. Lastly, for our own shows, Dick's projector is very bright, and I would recommend reducing the image brightness by 20-30.

Members Only

Premiering soon on the PIXEL web site will be a page for members only. We will post speakers notes, tips, and other information. This will be a great spot for some of our members to post those tidbits, so that others can gain from our joint knowledge. I will be sending out information on how to get to this page, once we everything set up.



Competition Results November 2004

Category	Name	Individual Scores									Average	Pts.	Entries	
Small Color Prints class A		1	2	3	4	5	6	7	8	9				
	Bob Benson	23	21	23	21	22	21	24	22			22.13	177	8
	Len Gordon	22	19	22	21	23	20	23	22			21.50	172	8
	Pat Centeno	21	20	20	23	22	20	24	20			21.25	170	8
	Dennis Arendt	22	19	20	22	20	20	22	22			20.88	167	8
	Bob Stolt	21	20	20	20	20	22	21	20			20.50	164	8
	Barbara Kudrnovsky	21	23	22							22.00	66	3	
	Bob Nowak					20	21				20.50	41	2	
Small Color Prints class B		1	2	3	4	5	6	7	8	9				
	Irene Szilagyi	22	19	21	20	22	21	21	24			21.25	170	8
	Nina Pulliam	20	19	20	21	21	23	21	21			20.75	166	8
	Julita Lucas	22	19	19	19	21	19	20			19.86	139	7	
	Mark Southard	20	22			22	22	21			21.40	107	5	
	Nancy Jacobek					22	24	21	21			22.00	88	4
	Robert Pohlmann					19	19	18	21			19.25	77	4
	Martha Kuzma					21					21.00	21	1	
Large Color Prints		1	2	3	4	5	6	7	8	9				
	Robert Brandes	21	23	20	22	22	22	22	22			21.75	174	8
	Dennis Arendt	21	23	22	22	20	21	22	20			21.38	171	8
	Pat Centeno	20	21	21	22	21	20	21	20			20.75	166	8
	Bruce Van Pelt					23	23	22			22.67	68	3	
	Henny DuBois					22	23				22.50	45	2	
	Robert Pohlmann					21	23				22.00	44	2	
	Mark Southard	20				21					20.50	41	2	
	Bob Nowak					22					22.00	22	1	
Large Monochrome Prints		1	2	3	4	5	6	7	8	9				
	Dennis Arendt	19	19	21	18	21	19	20	23			20.00	160	8
	Mark Southard					21					21.00	21	1	
Small Monochrome Prints		1	2	3	4	5	6	7	8	9				
	Bob Stolt	22	22	19	20	22	23	22	21			21.38	171	8
	Dennis Arendt	20	21	18	21	20	20	23	22			20.63	165	8
	Len Gordon					21	21	20	22			21.00	84	4
	Mark Southard	20				20	21	21			20.50	82	4	
	Julita Lucas	19				20	19				19.33	58	3	
	Martha Kuzma					20					20.00	20	1	
	Pat Centeno					19					19.00	19	1	
Digital Slides		1	2	3	4	5	6	7	8	9				
	Dennis Arendt	21	21	20	20	23	21	23	24			21.63	173	8
	Bob Benson	22	21	23	20	20	22	23	21			21.50	172	8
	Len Gordon	20	20	19	20	21	22	21	23			20.75	166	8
	Dick Frieders	19	21	20	19	18	21	21	21			20.00	160	8
	Mark Southard	18	20			21	20	21	23			20.50	123	6
	Pat Centeno	20				21	21	19			20.25	81	4	
	Julita Lucas					22	22	23			22.33	67	3	

Winners for the Month of November



Zinnia Bud
Digital Slides
AW & BOS by
Dennis Arendt



Day Lily Duo
Digital Slides
AW by
Dennis Arendt



Serenity
Digital Slides
AW by
Julita Lucas



Textural Study
Digital Slides
HM by
Dennis Arendt




Mozaic Dragon
Digital Slides
HM by
Len Gordon




Wild Butterfly
Digital Slides
HM by
Bob Benson



**St. Joseph Light in
Winter**
Small Color A
AW & BOS by
Bob Benson



Rod Design
Small Color A
AW by
Len Gordon




Skoga Falls
Small Color A
AW by
Pat Centeno



When Fins Were In
Small Color A
HM by
Dennis Arendt




Into the Caldron
Small Color A
HM by
Len Gordon




Waterfall at Zion
Small Color A
HM by
Bob Benson




Old Barn
Small Color B
AW by
Robert Pohlmann



Senior Howard
Small Color B
AW by
Nancy Jacobek



Orchid and Bud
Small Color B
AW by
Irene Szilagyi



**What Happened to
That Bird?**
Small Color B
HM by
Irene Szilagyi

not pictured


Split Rock Light
Small Color B
HM by
Nina Pulliam



Botanicichrome
Small Monochrome
AW & BOS by
Dennis Arendt



Brit
Small Monochrome
AW by
Bob Stolt



Mystery Garden
Small Monochrome
HM by
Bob Stolt



The Black Lagoon
Small Monochrome
HM by
Dennis Arendt



Time Keeping
Large Color
AW & BOS by
Bruce Van Pelt



Habitat Mars
Large Color
HM by
Bruce Van Pelt



Framing Growing Up
Large Color
HM by
Henny DuBois



Anderson Gardens Panorama
Large Monochrome
AW by
Dennis Arendt